

# CARE & MAINTENANCE

How to preserve the beauty of Isoplam decorative surfaces

EN

MICROVERLAY®  
SKYCONCRETE® INDOOR  
TERRAZZOVERLAY  
DECO NUVOLATO  
DECO ACIDIFICATO™  
PLAM STAMPABLE  
ITALIANTERRAZZO®  
PLAM SPRAY  
SKYCONCRETE® OUTDOOR  
PAVILUX®



**ISO  
PLAM**

concreativity



**MICROVERLAY® / SKYCONCRETE® INDOOR / TERRAZZOVERLAY™ /  
DECO NUVOLATO / DECO ACIDIFICATO™**

## ORDINARY MAINTENANCE

- 6 Interior civil surfaces with light dirt
- 8 Interior commercial surfaces with medium/intense dirt

## EXTRAORDINARY MAINTENANCE

- 10 Interior civil surfaces with light dirt
- 12 Interior commercial surfaces with medium/intense dirt

- 14 MAINTENANCE FOR COVERINGS AND FURNITURE ACCESSORIES

**PLAM STAMPABLE / ITALIANTERRAZZO™ / PLAM SPRAY /  
SKYCONCRETE® OUTDOOR / PAVILUX®**

## ORDINARY MAINTENANCE

- 18 Low traffic outdoor flooring
- 19 Medium/high traffic outdoor flooring

## EXTRAORDINARY MAINTENANCE

- 20 Low traffic and without de-icing salts outdoor flooring
- 22 Medium/heavy traffic and in the presence of de-icing salts outdoor flooring





# MICROVERLAY® SKYCONCRETE® INDOOR TERRAZZOVERLAY™ DECO NUVOLATO® DECO ACIDIFICATO™

**Freshly made surfaces are not yet ripe and cured and therefore are more vulnerable to stains and scratches.**

It is therefore advisable to follow a few simple rules until the surface is completely matured (**28 days**):

- ▬ do not place objects of any kind or nature on the surface.
- ▬ The floor can't be used as a storage for other materials and/or objects, not even for a few days: an incorrect curing of the floor will not be visible immediately but will be highlighted even after days with unsightly stains.
- ▬ walk on the floor only with perfectly clean shoes.
- ▬ do not drop objects of any kind on the ground.
- ▬ do not drag objects of any kind on the floor.
- ▬ do not dirty the surface with oils, perfumes, greases, varnishes, paints, silicones, diesel oil, glues, putties, mortars, adhesives, adhesive tapes.

# ORDINARY MAINTENANCE

To maintain Isoplam decorative surfaces it is necessary to carry out simple ordinary cleaning operations.

▬ In areas subject to foot traffic, it is advisable to provide carpets in cotton or natural fibers at the entrance to the rooms; do not use rubber or synthetic fiber mats that can release oily substances and stain the floor.

▬ It is recommended to put shock absorbing felts under the legs of chairs, tables and desks  
▬ Pollutants such as coffee, red wine, vinegar, lemon, tomato... must be removed from the surfaces as soon as possible so that they do not stain or corrode the surface protection of the floor.

▬ Products based on hydrochloric acid, acetone or alcohol damage the substrate: pay the utmost attention to their use.

## Interior civil surfaces with light dirt

Private homes

### WOW, neutral concentrated detergent

It does not leave halos. No rinsing.



Cod. D400005000



Cod. A201001



Cod. S271001



Cod. S270004  
+ S270003

### FREQUENCY

A couple of times a week

### USE

Dilute 1 cap in about 10 liters of warm water and clean the surface

### YIELD PER PACKAGE

About 100 washings of 100 square meters each

---

### EQUIPMENT

- Soft broom or vacuum cleaner (sweep away or vacuum the dust and dirt taking care that the wheels or brushes do not scratch the surface)
- Mop or microfiber cloth
- Two buckets: one containing water with detergent, the other with clean water to wring out and rinse the mop or cloth from dirt



### Wax Clean, wax cleaning detergent

It does not leave halos. No rinsing.



Cod. W040005000



Cod. A201001



Cod. S271001



Cod. S270004  
+ S270003

### FREQUENCY

3-4 times a year, depending on how the surface is used, after washing the floor with Wow

### USE

Dilute 1 Lt in about 10 liters of water and clean the surface

### YIELD PER PACKAGE

About 10 washings of 100 square meters each

---

### EQUIPMENT

- Soft broom or vacuum cleaner (sweep away or vacuum the dust and dirt taking care that the wheels or brushes do not scratch the surface)
- Mop or microfiber cloth
- Two buckets: one containing water with detergent, the other with clean water to wring out and rinse the mop or cloth from dirt

# ORDINARY MAINTENANCE

## Internal commercial surfaces with medium/intense dirt

Offices, shops, showrooms, restaurants, museums...

### WOW, neutral concentrated detergent

It does not leave halos. No rinsing.



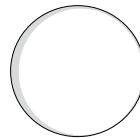
Cod. D400005000



Cod. A201001



Cod. M260003



Cod. D460075



Cod. L040001

### FREQUENCY

Daily

### USE

Dilute 2 caps in about 10 liters of warm water and clean the surface

### YIELD PER PACKAGE

About 50 washings of 100 square meters each

---

### EQUIPMENT

- Monobrush with white soft disc and wet vacuum cleaner
- Washer-dryer with white soft disc
- Soft broom or vacuum cleaner





### Wax Clean, wax cleaning detergent

It does not leave halos. No rinsing.




Cod. W040005000



Cod. A201001



Cod. M260003



Cod. D460075



Cod. L040001

### FREQUENCY

Once a month, depending on the use of the surface, after washing the floor with Wow

### USE

Dilute 1 Lt in about 10 liters of water and clean the surface

### YIELD PER PACKAGE

About 10 washings of 100 square meters each

---

### EQUIPMENT

- Monobrush with white soft disc and wet vacuum cleaner
- Washer-dryer with white soft disc
- Soft broom or vacuum cleaner

# EXTRAORDINARY MAINTENANCE

After several years, an intervention may be necessary to remove the old layers of wax that have accumulated. It is then essential to reapply a new layer of wax in order to guarantee the original protection.

## Interior civil surfaces with light dirt

Private homes

**Wax Remover, concentrated wax remover**



Cod. W050005000



Cod. T05007500090

### FREQUENCY

Once every 2-3 years

### USE

Dilute 1 liter in 5 liters of hot water; spread on the floor and leave to act for 5 minutes. Remove the wax with a white sponge and rinse with hot water

### YIELD PER PACKAGE

About 5 washes of 100 square meters each

---

### EQUIPMENT

- White sponge
- A bucket with hot water



**Plam Poly Wax, matt polyurethane wax**  
**Metallic Wax, self-polishing metallic wax**



Cod. D080000005000



Cod. M150005000



Cod. S270004  
+ S270003



Cod. P500005000



Cod. L010001



Cod. D490470

#### FREQUENCY

Every time the floor is dewaxed

#### USE

Spray a little product on the surface and spread with a wax spreader.

#### YIELD PER PACKAGE

About 150 sqm (5 Lt pack)

#### OPTIONAL

Once dry, polish with a polisher and Twister disc

---

#### EQUIPMENT

- Wax spreader
- Nebulizer pump
- Polisher

# EXTRAORDINARY MAINTENANCE

## Internal commercial surfaces with medium/intense dirt

Offices, shops, showrooms, restaurants, museums

**Wax Remover, concentrated wax remover**



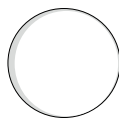
Cod. W050005000



Cod. M260003



Cod. L040001



Cod. D460075



Cod. L010001



Cod. D490360

### FREQUENCY

Once every 2-3 years

### USE

Dilute 1 liter in 5 liters of hot water. Use a monobrush with a white soft disc or a washer-dryer with a white soft disc. Rinse with warm water

### YIELD PER PACKAGE

About 5 washings of 100 square meters each

---

### EQUIPMENT

- Monobrush with white soft disc
- Washer-dryer with white soft disc



**Plam Poly Wax, matt polyurethane wax**  
**Metallic Wax, self-polishing metallic wax**



Cod. D080000005000



Cod. M150005000



Cod. S270004  
 + S270003



Cod. P500005000



Cod. L010001



Cod. D490470

**FREQUENCY**

Every time the floor is dewaxed

**USO**

Spray a little product on the surface and spread with a wax spreader.

**YIELD PER PACKAGE**

About 150 sqm (5 Lt pack)

**OPTIONAL**

Once dry, polish with a polisher and Twister disc

**EQUIPMENT**

- Wax spreader
- Nebulizer pump
- Polisher



# MAINTENANCE FOR COATINGS AND FURNITURE ACCESSORIES

Concreative Care Kit collects, in a resistant and elegant package, all the products necessary to take care of the low and very low thickness concrete surfaces of Isoplam: the Wow Cleaner detergent, the Plam Wax and Plam Poly Wax waxes and the Magic Glove, perfect to apply the wax, they allow to renew the beauty of the surfaces, making cleaning and ordinary and extraordinary maintenance simple and effective actions.

## Interior covering and objects with light dirt

Walls, shower trays, kitchen tops, furniture, furnishing accessories



Cod. K020108



### 1- WOW PULITORE

Degreaser detergent. Yield 10 washings/pack. Dilute 0.05 Lt in 10 Lt of water. No rinsing.

### 2- PLAM POLY WAX

Polyurethane protective wax. Yield 15 sqm/pack. Do not dilute.

### 3 - WAX CLEAN

Water-based waxy detergent. Yield 1 wash/pack. Dilute 0,5 Lt in 5 Lt of water.

---

### EQUIPMENT

- Bucket of water
- Nebulizer pump





# PLAM STAMPABLE ITALIANTERRAZZO® PLAM SPRAY SKYCONCRETE® OUTDOOR PAVILUX®

**Freshly made surfaces are not yet ripe and cured and therefore are more vulnerable to stains and scratches.**

It is therefore advisable to follow a few simple rules until the flooring is completely cured (**28 days**):

- ▬ do not place objects of any kind on the floor
- ▬ do not drop objects of any kind on the surface
- ▬ do not drag objects of any kind on the floor

# ORDINARY MAINTENANCE

To maintain Isoplam decorative surfaces it is necessary to carry out simple ordinary cleaning operations.

— If freezing salt is spread on the pavement during the winter, it is advisable, when the ice is melting, to wash it with water.

— Pollutants such as vehicle fuel oil or grease must be removed as soon as possible to avoid staining the floor.

## Outdoor floors subject to low traffic and without de-icing salts

Sidewalks, driveways of private homes...



Cod. S280004



### FREQUENCY

As needed

---

### EQUIPMENT

- Hard bristle broom
- Pressure washer at low pressure





## Outdoor floors subject to medium/heavy traffic and in presence of de-icing salts

Driveways of apartment buildings, public squares, roads, parking lots...



Cod. S280004

### FREQUENCY

As needed and in any case after the cold season in order to remove de-icing salts residues

---

### EQUIPMENT

- Floor scrub brush
- Pressure washer at low pressurer

# EXTRAORDINARY MAINTENANCE

After a few years it may be necessary to apply a coat of resin to restore the original protection of the flooring, especially in the presence of surfaces subject to de-icing salts.

## External floors subject to little traffic and without de-icing salts

Sidewalks, driveways of private homes...

**Plam Sealing/S + Solvent RA**, one-component solvent and solvent-based protective resin for cleaning equipment



Cod. D252000020000



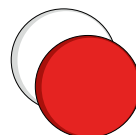
Cod. X020005000



Cod. R160007



Cod. M260003



Cod. D460075  
D460360

### FREQUENCY

Every 3/4 years or when the surface is particularly absorbent

### USE

After having carefully washed the surface and after it has completely dried, apply evenly with a medium-haired roller and let it dry. If necessary, apply a second coat when the first is completely dry.

### YIELD PER PACKAGE

About 100 square meters per coat

---

### EQUIPMENT

- Pressure washer
- Medium-haired roller
- Monobrush



**Plam Sealing Water, one-component water-based protective resin for Plam Spray**



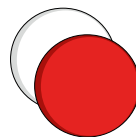
Cod. D253000020000



Cod. R160007



Cod. M260003



Cod. D460075  
D460360

#### **FREQUENCY**

Every 3/4 years or when the surface is particularly absorbent

#### **USE**

After having carefully washed the surface and after it has completely dried, apply evenly with a medium-haired roller and let it dry. If necessary, apply a second coat when the first is completely dry.

#### **YIELD PER PACKAGE**

About 100 square meters per coat

---

#### **EQUIPMENT**

- Monobrush
- Pressure washer
- Medium-haired roller

# EXTRAORDINARY MAINTENANCE

## External flooring subject to medium/heavy traffic and in the presence of de-icing salts

Driveways of apartment buildings, public squares, roads, parking lots...

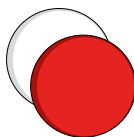
**Plam Super Cleaner, concentrated degreaser**



Cod. D290005000



Cod. M260003



Cod. D460075  
D460360



### FREQUENCY

As needed to remove oil stains

### USE

Dilute 1 Lt in 5 Lt of hot water. Apply by rubbing the floor with a monobrush and brush. Rinse with a pressure washer.

### YIELD PER PACKAGE

About 100 square meters

---

### EQUIPMENT

- Monobrush with brush with medium or soft bristles
- Pressure washer



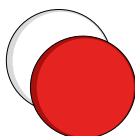
**Pneumatic Cleaner, cleaner for removing black rubber marks of tires and shoes**



Cod. D330005000



Cod. M260003



Cod. D460075  
 D460360



Cod. S280004



**FREQUENCY**

As needed

**USE**

Use pure or diluted 1: 3 with water; apply on the area affected by the marks and rub with a monobrush with intermediate bristles or with a floor scrub brush. If necessary, repeat the operation until the black marks are completely removed. Rinse with water and / or a pressure washer

**YIELD PER PACKAGE**

About 30 square meters

**EQUIPMENT**

- Monobrush with brush with middle bristles
- Pressure washer



# EXTRAORDINARY MAINTENANCE

## Outdoor floors subject to medium / heavy traffic and in the presence of de-icing salts

Driveways of apartment buildings, public squares, streets...

**Plam Sealing/S + Solvent RA, one-component solvent and solvent-based protective resin for cleaning equipment for stamped floors and ItalianTerrazzo**



Cod. D252000020000



Cod. X020005000



Cod. M260003  
Cod. D460360



Cod. R160007



Cod. S280004

### FREQUENCY

Every 2/3 years or when the surface is particularly "open" and absorbent. As needed, or when the surface is particularly dirty or with the presence of moss and blackening of time, wash with a pressure washer

### USE

After having carefully washed the surface and after it has completely dried, apply evenly with a medium-haired roller and let it dry. If necessary, apply a second coat when the first is completely dry

### YIELD PER PACKAGE

Approx. 100 square meters per coat

### EQUIPMENT

- Squeegee
- Pressure washer
- Medium-haired roller



### Plam Sealing Water, one-component water-based protective resin for Plam Spray



Cod. D253000020000



Cod. M260003  
Cod. D460360



Cod. R160007



Cod. S280004

#### FREQUENCY

Every 2/3 years or when the surface is particularly "open" and absorbent. As needed, or when the surface is particularly dirty or with the presence of moss and blackening of time, wash with a pressure washer

#### USE

After having carefully washed the surface and after it has completely dried, apply evenly with a medium-haired roller and let it dry. If necessary, apply a second coat when the first is completely dry

#### YIELD PER PACKAGE

Approx. 100 square meters per coat

#### EQUIPMENT

- Squeegee
- Pressure washer
- Medium-haired roller





**Isoplam Srl**

Via Enrico Mattei, 4  
31010 Maser (TV) Italy  
Tel.+39 0423 925023  
info@isoplam.it  
www.isoplam.it

